

3 Easy Activities With 1 iPad

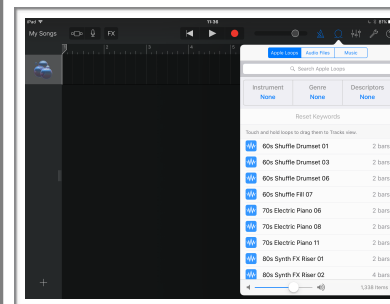
Teaching and Learning Activities

Teachers Notes



Activity 1 - Identify the instrument

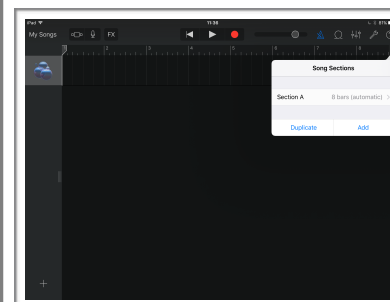
- Use the various instrument types within Garageband to create an instrument quiz. Can pupils identify the instrument or its family?



- Instruments can be found in the loops section found on the top right side of the task bar within the Arrange Page.
- Click on instrument to view the various instruments available
- You can expand this activity by identifying a samples genre

Activity 2 - Live recording

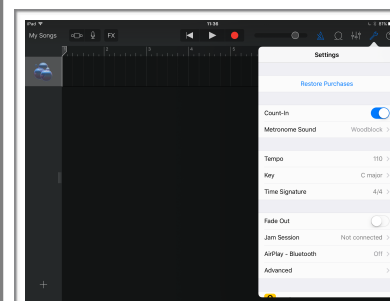
- Record your pupils singing a selected song using the



- If you would like to record a longer piece, set the song section length to automatic (+ right corner of the Arrange Page)
- Add an effect to your recording (double tap the mic app channel and select an effect)

Activity 3 - Backing Beats

- Create a smart drum pattern to use as an accompaniment for one of your schools hymns/songs.



- Experiment with faster and slower tempos (Select 'tempo' from the spanner icon, located on the top task bar)
- You can expand this activity further by turning your song into a rap